207152-1 ✔ ACTIVE

METRIMATE

TE Internal #: 207152-1

Rectangular Connector Housings, Wire-to-Panel / Wire-to-Board / Wire-to-Wire, 6 Position, .197 in [5 mm] Centerline, 3 Row, PA 66, Plug, Socket

View on TE.com >

Connectors > Rectangular Connectors > Rectangular Connector Housings



Connector System: **Wire-to-Board, Wire-to-Panel, Wire-to-Wire**

Number of Positions: **6**

Centerline (Pitch): **5 mm [.197 in]**

Row-to-Row Spacing: **5 mm [.197 in]**

Number of Rows: **3**

Features

Product Type Features

Product Size	16
Insertion Force Type	Normal
Connector System	Wire-to-Board, Wire-to-Panel, Wire-to-Wire
Connector & Housing Type	Plug
Sealable	No
Connector Type	Housing
Product Type	Connector
Wire/Cable Type	Discrete Wire
Wire Type	Stranded

Configuration Features

Number of Positions	6
Number of Rows	3

Electrical Characteristics

Operating Voltage	600 VDC

Contact Features

Contact Layout	Matrix
Contact Type	Socket
Contact Current Rating (Max)	14 A

Mechanical Attachment

Panel Mount Feature	With
Panel Mount Feature Type	Latches
Connector Mounting Type	Panel Mount

Housing Features

Centerline (Pitch)	5 mm[.197 in]
Housing Material	PA 66
Housing Color	Black

Dimensions

Row-to-Row Spacing	5 mm[.197 in]
Panel Thickness	.03 – .09 in, .76 – 2.29 mm

Usage Conditions

Operating Temperature Range	-55 – 130 °C[-67 – 266 °F]

Operation/Application

Circuit Application	Power & Signal
For Use With	Header, Receptacle Housing

Industry Standards

CSA Rating	LR 16455
Agency/Standard	CSA, UL, VDE
CSA File Number	LR16455
VDE Tested	Yes
UL File Number	E28476
UL Flammability Rating	UL 94V-0
UL Rating	Certified, Recognized

Packaging Features

Packaging Quantity	1
Packaging Method	Package

Product Compliance

For compliance documentation, visit the product page on TE.com>

EU RoHS Directive 2011/65/EU	Compliant
EU ELV Directive 2000/53/EC	Compliant
China RoHS 2 Directive MIIT Order No 32, 2016	No Restricted Materials Above Threshold
EU REACH Regulation (EC) No. 1907/2006	Current ECHA Candidate List: JUNE 2022 (224) Candidate List Declared Against: JUNE 2022 (224) Does not contain REACH SVHC
Halogen Content	Not Low Halogen - contains Br or Cl > 900 ppm.
Solder Process Capability	Not applicable for solder process capability

Product Compliance Disclaimer

This information is provided based on reasonable inquiry of our suppliers and represents our current actual knowledge based on the information they provided. This information is subject to change. The part numbers that TE has identified as EU RoHS compliant have a maximum concentration of 0.1% by weight in homogenous materials for lead, hexavalent chromium, mercury, PBB, PBDE, DBP, BBP, DEHP, DIBP, and 0.01% for cadmium, or qualify for an exemption to these limits as defined in the Annexes of Directive 2011/65/EU (RoHS2). Finished electrical and electronic equipment products will be CE marked as required by Directive 2011/65/EU. Components may not be CE marked. Additionally, the part numbers that TE has identified as EU ELV compliant have a maximum concentration of 0.1% by weight in homogenous materials for lead, hexavalent chromium, and mercury, and 0.01% for cadmium, or qualify for an exemption to these limits as defined in the Annexes of Directive 2000/53/EC (ELV). Regarding the REACH Regulation, the information TE provides on SVHC in articles for this part number is based on the latest European Chemicals Agency (ECHA) 'Guidance on requirements for substances in articles' posted at this URL: https://echa.europa.eu/guidance-documents/guidance-on-reach

Compatible Parts

TE Part # 207153-1
6 POS SQ GRID METRIMATE-RCPT



TE Part # 1-207158-0
METRIMATE PIN HDR ASY,6P LF



TE Part # 1-207158-1
METRIMATE PIN HDR ASY,6P LF



TE Part # 207158-4
METRIMATE PIN HEADER ASSY,6P



TE Part # 207158-8
METRIMATE PIN HEADER ASSY,6P



TE Part # 207158-7
METRIMATE PIN HEADER ASSY,6P

TE Part # 207600-1
METRIMATE,STR REL KIT,6P

Documents

Product Drawings

6 POS SQ GRID METRIMATE-PLUG

English

CAD Files

3D PDF

3D

Customer View Model
ENG_CVM_CVM_207152-1_BM.2d_dxf.zip

English

Customer View Model
ENG_CVM_CVM_207152-1_BM.3d_igs.zip

English

Customer View Model
ENG_CVM_CVM_207152-1_BM.3d_stp.zip

English

Customer View Model
ENG_CVM_207152-1_U.2d_dxf.zip

English

Customer View Model
ENG_CVM_207152-1_U.3d_igs.zip

English

Customer View Model
ENG_CVM_207152-1_U.3d_stp.zip

English

3D PDF

English

By downloading the CAD file I accept and agree to the Terms and Conditions of use.

Datasheets & Catalog Pages

METRIMATE_PIN_SOCKET_CATALOG

English

Product Specifications

Application Specification

English

Application Specification

English

METRIMATE Self-Locking Connectors

Japanese

Application Specification

Japanese

Product Environmental Compliance

MD_207152-1_07022013739_dmtec

English

MD_207152-1_07022013739_dmtec

English

Instruction Sheets

Instruction Sheet (U.S.)

English

Agency Approvals

UL Report

English